

*Hitachi High-Tech*



Hitachi Ratio Beam Spectrophotometer **U-5100**

**HITACHI**

# ECO-FRIENDLY & CLEAN

For a Beautiful Earth

The concept underlying Hitachi's U-5100 UV-Visible Spectrophotometer is  
**ECO-FRIENDLY & CLEAN.**

The U-5100 delivers a compact, lightweight package with remarkable power savings and  
a long life light source.

The U-5100 incorporates every aspect of the technological features of Hitachi's reliability-proven  
spectrophotometers while achieving our ultimate goal –

the creation of a new spectrophotometer that is both  
**ECO-FRIENDLY & CLEAN** and provides **SUPERIOR PERFORMANCE.**



\* This display is simulated screen.



## ECOLOGY

Long life light source:  
Xenon flash lamp Energy saving design ▶ P3



## DESIGN

User-friendly interface  
A compact, lightweight design ▶ P3



## PERFORMANCE

Ratio-beam optical system  
Automated 6-cell turret ▶ P4



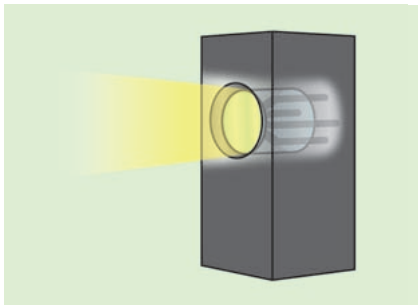
## EASY OPERATION

Guidance display  
Performance validation function ▶ P5



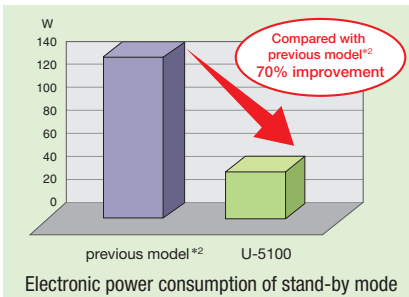
## ECOLOGY

Environmental friendly Xe Flash Lamp is a low-power consumption, long-life light source.



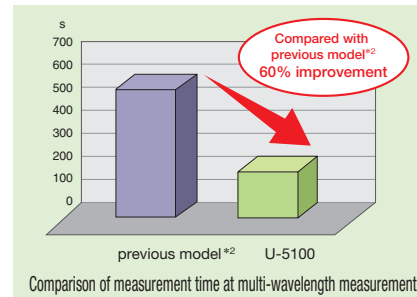
### Adoption of a Xenon flash lamp

The adoption of a Xenon flash lamp, a long life lamp\*<sup>1</sup>, eliminates the need for periodic lamp replacement that was necessary in previous models.



### Energy-saving design

Through control of the Xenon flash lamp that emits pulses only during measurement, power consumption is reduced by 70% compared with previous model.



### Reduced measurement time

The automatic switching of 6 cells by using an automatic 6-cell turret and a high-speed driving (12,000 nm/min) deliver a substantial reduction in measurement time (approximately 60% reduction). The examples shown in the figure compare\*<sup>3</sup> the amount of time required to measure 100 samples (5 wavelengths x 20 samples) with a previous model\*<sup>2</sup>, based on biological analysis and quality control on food products.



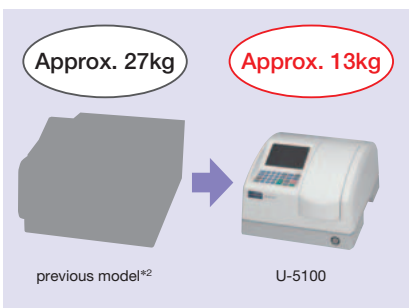
## DESIGN

User-friendly, compact, lightweight design



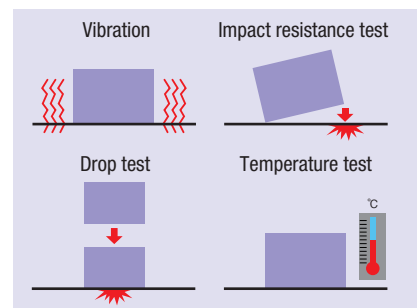
### Pursuit of ease of use

A large, clearly displayed 6-inch LCD is mounted in a simple, arch-shaped form. Cells can be loaded easily from the front of the instrument. The operation panel has a soft keypad that is easy to press, making continuous key operations easy. Letter keys used for character input, such as assigning a file name, are designed to be as easy to use as those on cell phones.



### Compact, lightweight design

The U-5100 features a 38% smaller footprint, and the 52% less in weight compared with the previous model\*<sup>2</sup>, which makes it easier to secure an adequate installation space.



### Implementation of strict quality checks

Hitachi's spectrophotometers undergo rigorous quality checks, and the compact, lightweight U-5100 is no exception\*<sup>4</sup>. The U-5100 Maintains the tradition of reliability, for which Hitachi spectrophotometers are well-known.

\*1 It is assumed ten years under the measurement condition of 1 wavelength, 300 measurements/days, 240 days/year. (Warranty period is one year after installation)

\*2 Hitachi Ratio-Beam Spectrophotometer U-1900

\*3 Measurement time does not include the amount of time required to load a cell on a holder or a turret.

## PERFORMANCE

### Compact yet high-performance system with the best baseline stability in its class

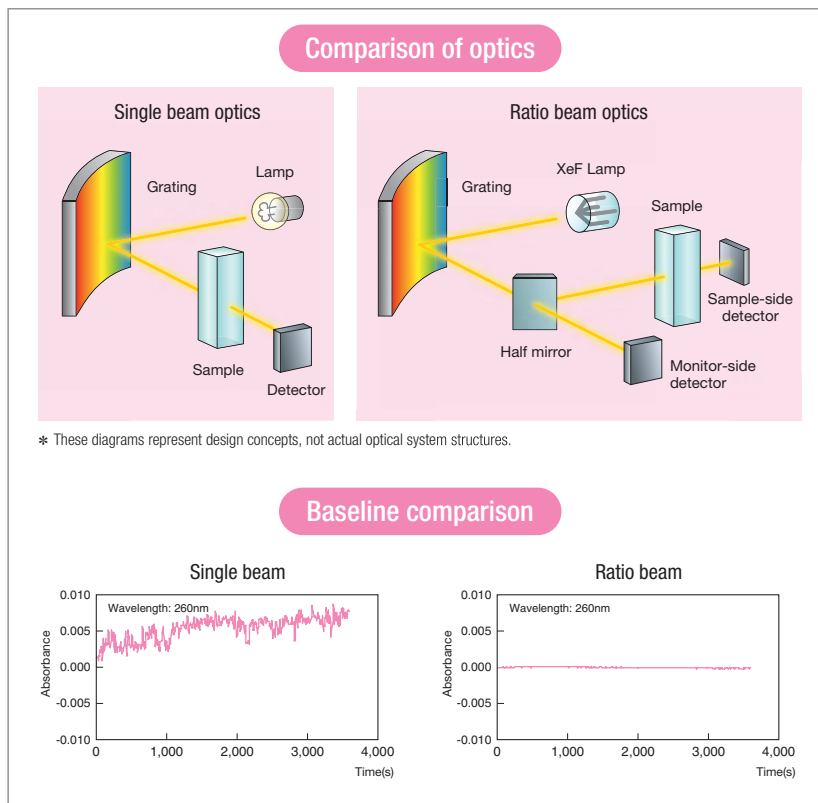
#### The ratio-beam optical system

The ratio-beam optical system incorporated in the U-5100 has a solid track record. This optical system diverts a part of the beam with a half mirror for use by another detector separate from the one used for sample measurements and compensates for changes in energy in the light source. This feature realizes an excellent baseline stability, the highest of its kind in this class of instruments\*<sup>5</sup>.

In particular, compared with single-beam optical system equipment, the U-5100 provides superior baseline stability during long hours of measurement.

Furthermore, by minimizing the number of mirrors used within, a bright optical system has been created.

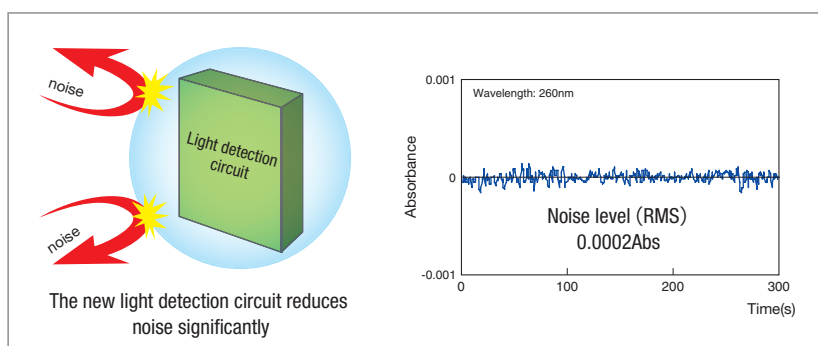
In addition, reducing the number of mirrors that deteriorate quickly slows the reduction of beam intensity caused by mirror deterioration.



#### The lowest noise realized by the newly developed light detection circuits: Top of its class\*<sup>5</sup>.

Incorporating newly developed light detection circuits, the U-5100 offers low-noise performance, the best of its kind in this class of instruments\*<sup>5</sup>.

When measuring low-concentration samples with a low absorbance, the system demonstrates high stability.



#### Equipped with an aberration-corrected concave diffraction grating

The U-5100 is equipped with an aberration-corrected concave diffraction grating developed by utilizing Hitachi's unique technology. The U-5100 achieves a high degree of resolution through the removal of astigmatic aberration inherent in the Sena-Namioka monochromator, the most prevalent type of concave diffraction grating.



Concave Diffraction Grating

#### Performance validation function

This feature allows you to verify the performance of the system easily. Based upon six performance validation parameters, such as "wavelength accuracy," the system provides automatic validation and prints results.

When used in an ISO-certified laboratory, it is important to be able to perform system validations automatically. This makes the U-5100 suitable for use under stringent regulatory requirements.

\*4 Hitachi does not guarantee no damage or malfunction when the product is exposed to any of these conditions. Any shock or extreme environmental condition may cause the product to stop functioning properly.


\*5 Investigation conducted by Hitachi High Technologies Corporation on systems sold in Japan as of January 2010

## EASY OPERATION

### Performing at a Higher Level

The standard automatic 6-cell turret makes performing measurements a breeze.

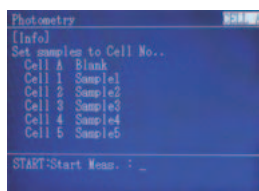
As part of its standard configuration, the system is equipped with a 6-cell turret which accommodates up to six 10-mm rectangular cells. The system can measure a maximum of six calibration solutions and sample solutions \*6, reducing the measurement time and improving the efficiency of your lab.



6-cell turret

#### Cell-position guidance display

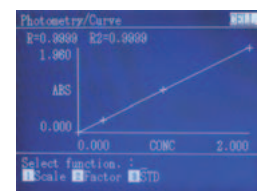
When using the 6-cell turret for automatic sample measurements, the screen displays sample positions and type of sample to be placed for measurement. For example, when performing a quantitative measurement, the operator can set a calibration or sample solution while checking the "guide on the sample position". Even those users who are new to a spectrophotometer can easily set a cell.



Guidance on a sample loading position

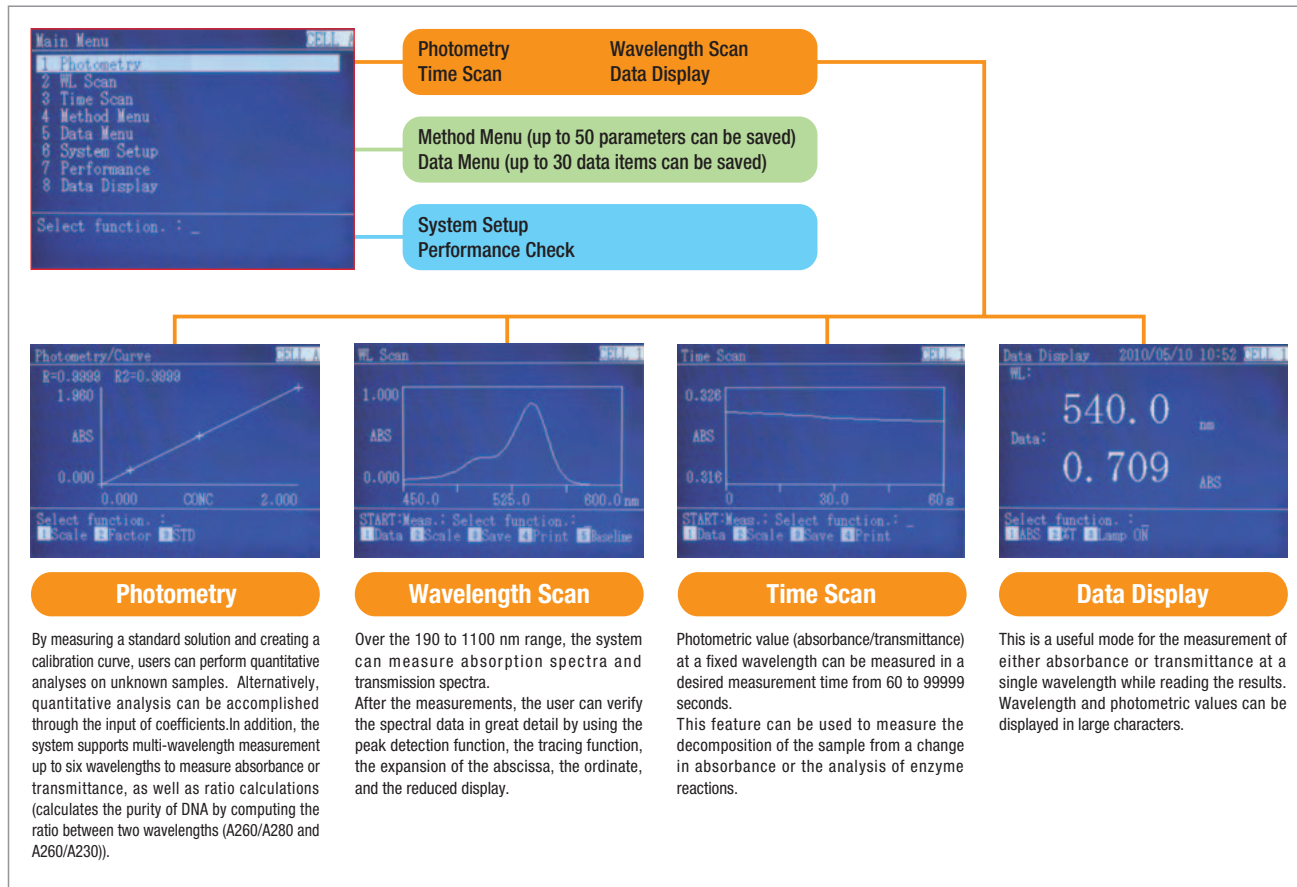


Automatic measurement in the specimen chamber



Measurement result (calibration curve)

The measurement menu provides the following items, with user-selectable modes:



\*6 Including samples for setting an auto zero (the operation of adjusting the absorbance to zero)

## APPLICATION

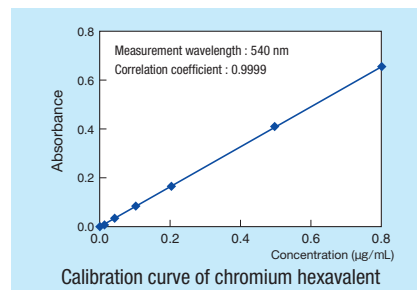
### Quantitation of hexavalent chromium

The figure on the right shows an example of quantitative analysis of hexavalent chromium by diphenylcarbazide absorptiometry.

As a result of creating a working curve within 0 to 0.8  $\mu\text{g/mL}$ , a correlation coefficient of 0.9999 was obtained, proving an excellent calibration relationship.

Measuring wavelength: 540nm

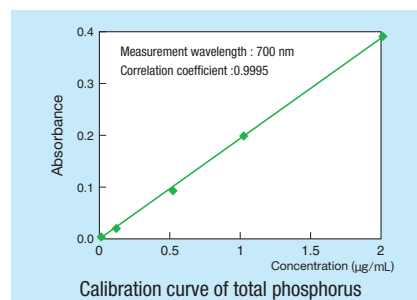
Concentration of standard solution: 0, 0.04, 0.1, 0.2, 0.5, 0.8  $\mu\text{g/mL}$



### Measurement of total phosphorus

This figure shows an example of quantitative analysis of total phosphorus.

As a result of creating a calibration curve within 0 to 2.0  $\mu\text{g/mL}$ , the correlation coefficient of 0.9995 was obtained, proving an excellent calibration curve relationship.



## ACCESSORIES



### Auto sipper (P/N 3J2-0105)

Minimum sample volume	0.6 mL
Carryover	1% maximum
Cell size	Approx. 50 $\mu\text{L}$

The automatic sipper takes a sample from a test tube and can automatically measure it.



### Single cell holder (P/N 3J2-0110)

Use this holder to measure with a square cells with a 10-mm optical path. Accommodates one cell.



### Rectangular long path cell holder (P/N 3J2-0111)

Use this holder to measure with a square cell with 10, 20, 30, 40, 50, or 100-mm optical paths. Accommodates one cell. The use of cells with long optical paths allows the measurements of low-concentration samples at a high degree of sensitivity.

### Micro quartz cell 10 mm (P/N 124-0357) Black quartz micro cell 10 mm (P/N 200-0551)

Available sample volume	340 to 600 $\mu\text{L}$
-------------------------	--------------------------

Used for the measurement of micro-volume samples.

### Mask for micro cell (P/N 200-1537)

To be used for micro-volume samples when black-walled self-masked micro cells are not used.

## Specifications

Optics	Seya-Namioka mount monochromator, ratio beam
Wavelength range	190 to 1,100nm
Concave diffraction grating	Grooves 600/mm
Spectral bandpass	5 nm
Stray light	0.07% or less
Wavelength accuracy	±1 nm (484.6 nm)
Wavelength setting repeatability	±0.5 nm
Photometric range	Abs: -3.000 to 3.000 Abs
	0 to 300%T
	Conc: 0.000 to 9.999
Photometric accuracy (certified according to NIST SRM 930)	±0.003 Abs (0 to 0.5Abs)
	±0.005 Abs (0.5 to 1.0Abs)
Photometric repeatability (certified according to NIST SRM 930)	±0.002 Abs (0 to 1.0Abs)
Wavelength scan speed	40, 100, 200, 400, 800, 1,200, 2,400 nm/min
Baseline stability	0.0007 Abs/h (260nm, 2 hours after power-on)
Noise level	0.0002 Abs or less (RMS, 260nm, 0Abs)
Baseline flatness	±0.01 Abs (200 to 950 nm)
Light source	Xenon (Xe) flash lamp
Detector	Silicon photodiode ×2
Display	LED with backlight 120m×90mm 320 dot × 240 dot
Cell	6 cell turret (Automatic) (Single cell holder is optional.)
Printer I/F	Centronics interface (Parallel interface)
Size (main unit)	355 (W) x 425 (D) x 235 (H) mm
Operating temperature	15 to 35°C
Operating humidity	25 to 80% (condensation unallowable, within 70% at 30°C or higher)
Weight (main unit)	13kg
Power supply/Power consumption	100, 115, 220, 230, 240V 50/60 Hz 60VA

## Software functions

- **Photometry**
  - Measurements by automatic 6-cell turret
  - Calibration curve  
(Linear, up to 20 standards, correlation coefficient calculation)
  - Option to force calibration curve through zero
  - Recovery and delete function for calibration curve
  - Statistic calculation mode (Average, Standard deviation and Relative standard deviation)
  - Quantitation entering the calibration factor (K factor)
- **Wavelength scan**
  - Absorbance, Transmittance
  - Spectrum display/Printout
  - Scale zoom
  - Peak/valley detection
  - Smoothing
- **Time scan**
  - Absorbance, Transmittance
  - Maximum time: 99,990 seconds
  - Scale zoom
  - Smoothing
  - Time scan data printout
- **Multi-wavelength measurement**
  - Absorbance, Transmittance
  - Automatic multiple sample measurements using 6-cell turret
  - Maximum wavelength number: 6
- **Ratio calculation**
  - DNA measurement (260/280, 260/230)
  - Statistics calculation  
(Average, Standard deviation, Relative standard deviation)
- **Monitor**
- **Save function**
  - Measurement condition (up to 50 parameters can be saved)
  - Measured data (up to 30 data can be saved)
- **Validation function**
- **Auto wavelength calibration function**

NOTICE: For proper operation, follow the instruction manual when using the instrument.

NOTICE: Although the information contained herein has been reviewed, Hitachi High-Technologies Corporation makes no warranty or representation as to its accuracy or completeness.

Specifications in this catalog are subject to change with or without notice, as Hitachi High-Technologies Corporation continues to develop new technologies and products for our customers. Not all products are available in all countries. Please contact your local sales representative for details.

## Hitachi High-Technologies Corporation

Tokyo, Japan

<http://www.hitachi-hitec.com/global/science/>

24-14 Nishi-Shimbashi 1-chome, Minato-ku, Tokyo, 105-8717, Japan

Tel: +81-3-3504-7211 Fax: +81-3-3504-7123

*For further information, please contact your nearest sales representative.*